

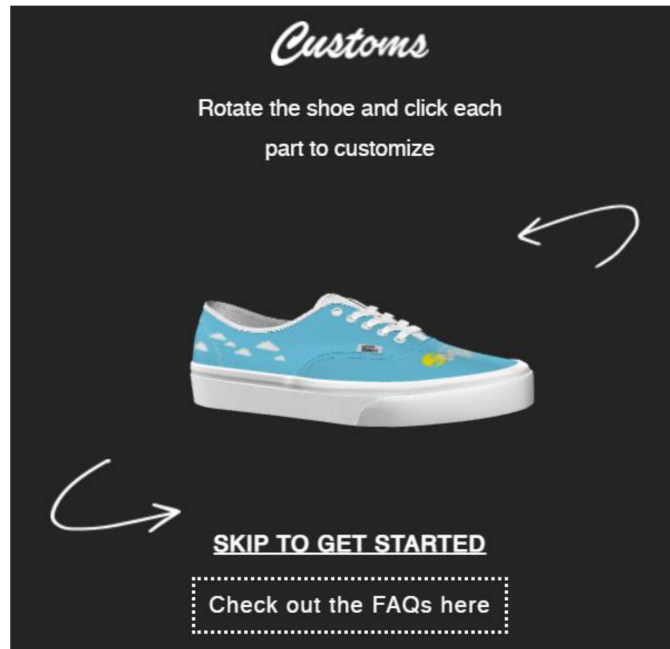


## **Scottsdale Strides Ordering Instructions**

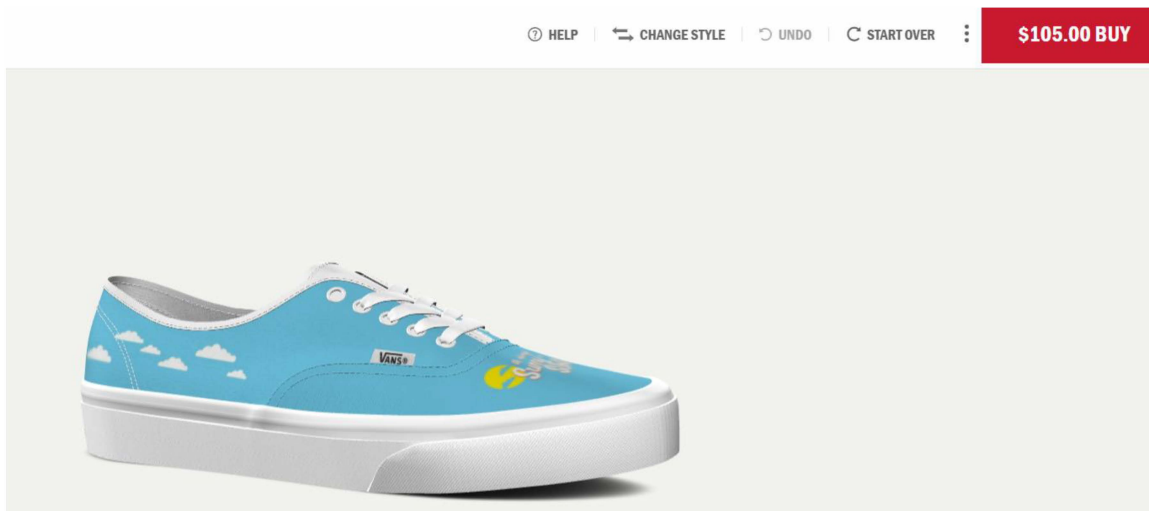
**[Click Here to Start Your Order at Vans.com!](#)**




click 'skip to get started'




click 'buy' in the top right  
this will allow you to select your shoe size and update the design



choose your shoe size and click 'add to cart'





**AUTHENTIC** | **\$105.00**

**SIZE**

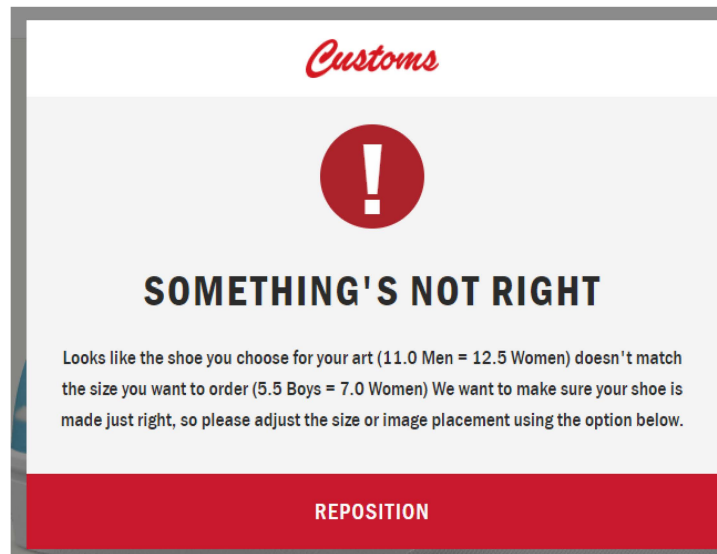
B3.5 / W5	B4 / W5.5	B4.5 / W6
B5 / W6.5	B5.5 / W7	B6 / W7.5
M6.5 / W8	M7 / W8.5	M7.5 / W9
M8 / W9.5	M8.5 / W10	M9 / W10.5

**QTY**

1	2	3	4	5
---	---	---	---	---

**ADD TO CART**

this message will appear, but don't worry!  
just click 'reposition'



The image shows a web interface for a customization process. At the top, the word "Customs" is written in a red, cursive font. Below it is a large red circle containing a white exclamation mark. Underneath the circle, the text "SOMETHING'S NOT RIGHT" is displayed in bold, black, uppercase letters. A paragraph of text follows: "Looks like the shoe you choose for your art (11.0 Men = 12.5 Women) doesn't match the size you want to order (5.5 Boys = 7.0 Women) We want to make sure your shoe is made just right, so please adjust the size or image placement using the option below." At the bottom of the interface is a solid red button with the word "REPOSITION" in white, uppercase letters.

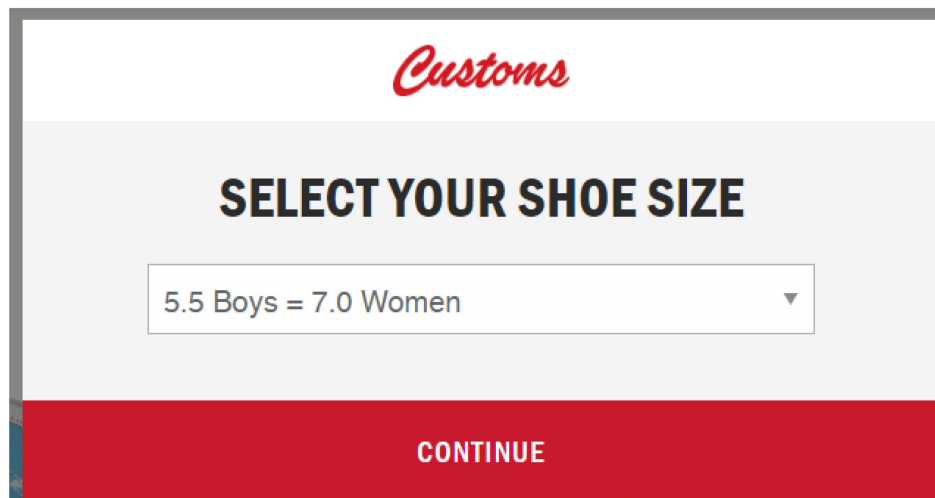
*Customs*

**SOMETHING'S NOT RIGHT**

Looks like the shoe you choose for your art (11.0 Men = 12.5 Women) doesn't match the size you want to order (5.5 Boys = 7.0 Women) We want to make sure your shoe is made just right, so please adjust the size or image placement using the option below.

**REPOSITION**

reconfirm your shoe size and click 'continue'



The image shows a web interface for a customization process. At the top, the word "Customs" is written in a red, cursive font. Below it, the text "SELECT YOUR SHOE SIZE" is displayed in bold, black, uppercase letters. Underneath this text is a white rectangular box containing the text "5.5 Boys = 7.0 Women" and a small downward-pointing triangle on the right side, indicating a dropdown menu. At the bottom of the interface is a solid red button with the word "CONTINUE" in white, uppercase letters.

*Customs*

**SELECT YOUR SHOE SIZE**

5.5 Boys = 7.0 Women ▼

**CONTINUE**

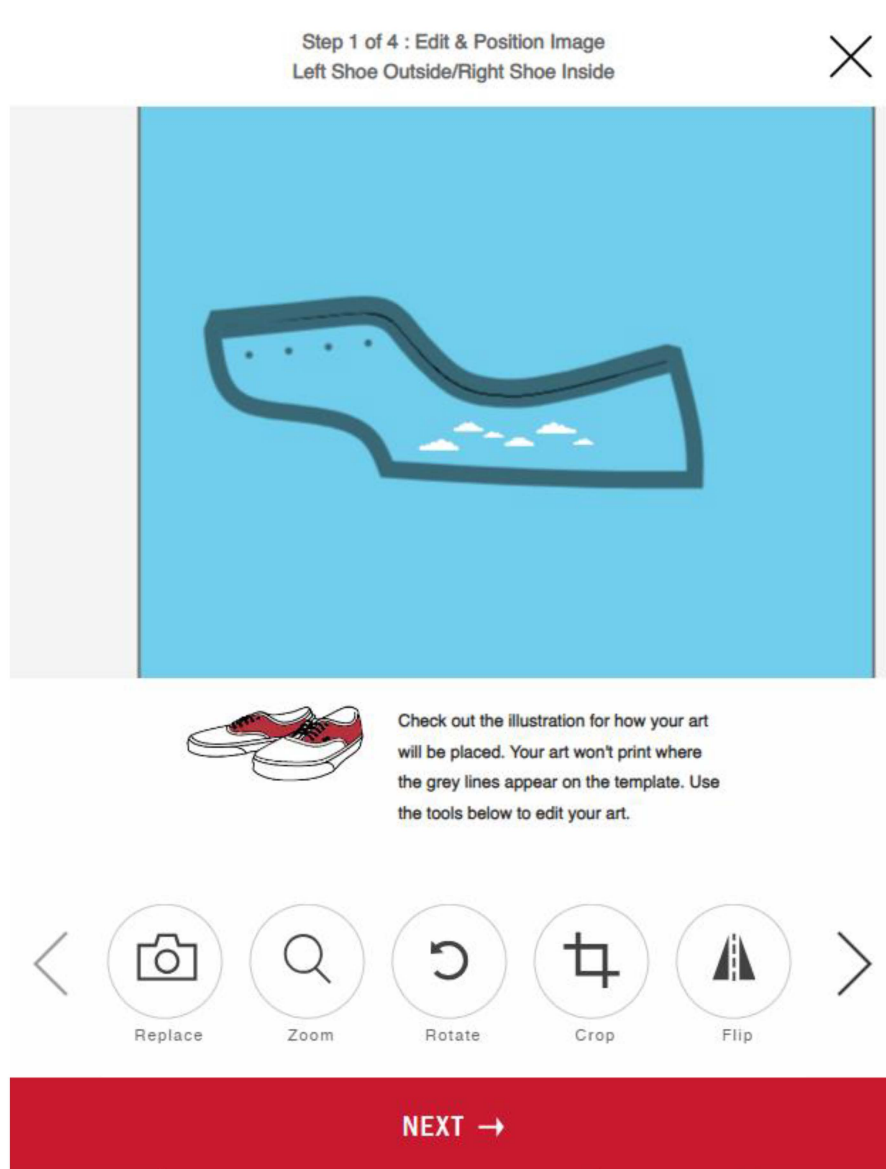
*the graphics are pre-loaded onto the website for you to  
reposition to fit your specific shoe size*

*having issues with the graphics loading?  
[you can download them here](#)*

reposition the design on the left side of the shoe

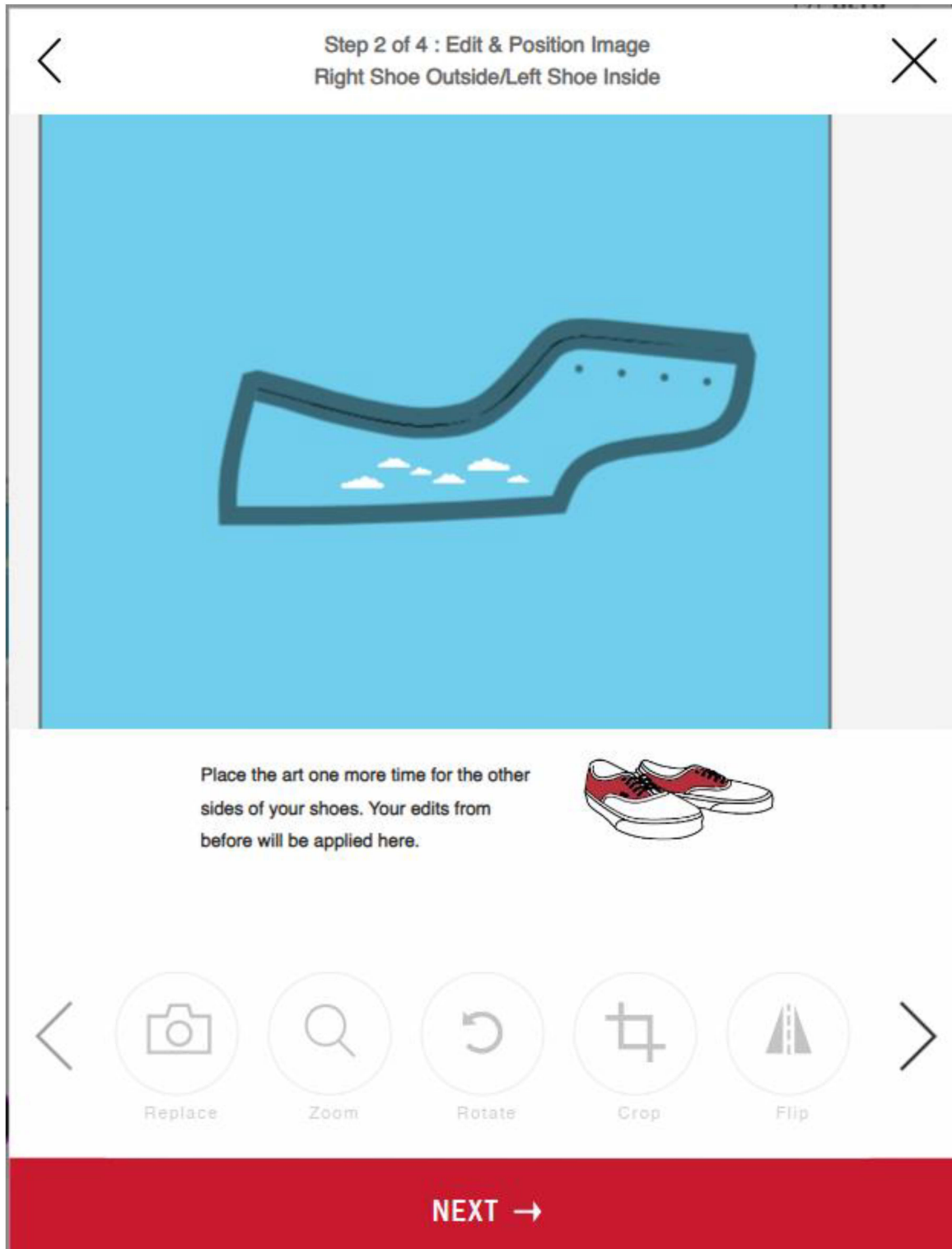
drag the corners to make the image larger,  
then click & drag to reposition

the graphic should sit roughly like this



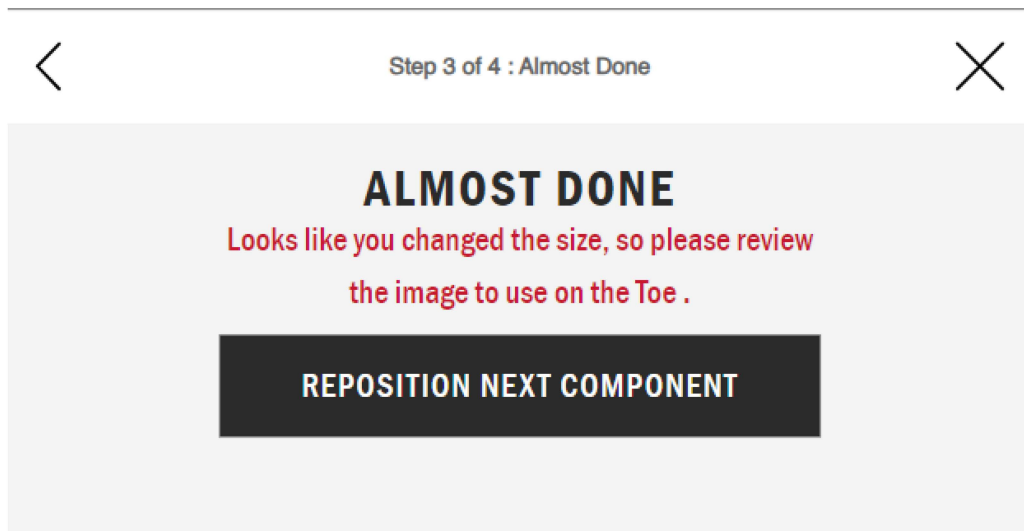
click 'next'

reposition the design on the right side of the shoe  
the graphic should sit roughly like this

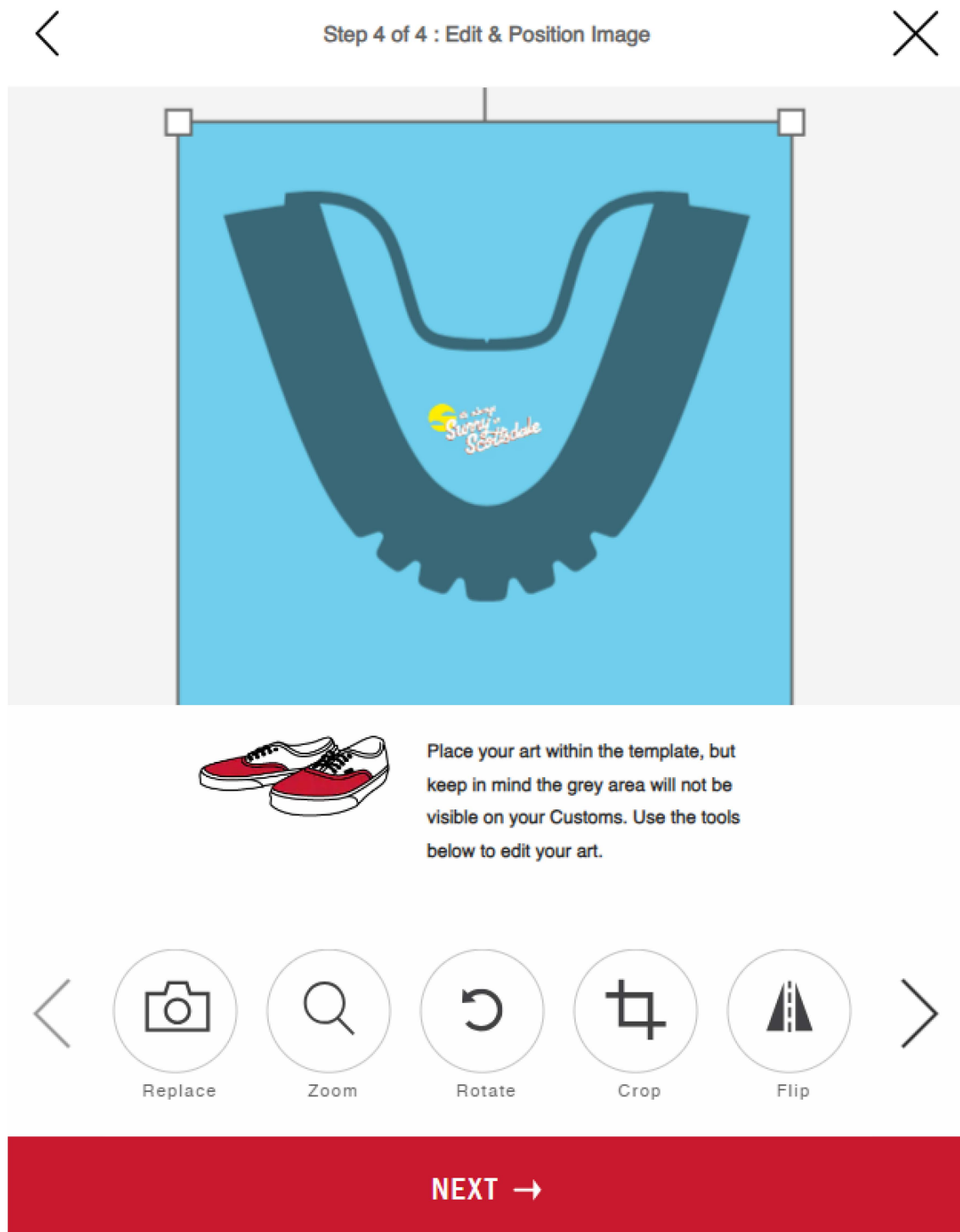


click 'next'

click 'reposition next component'



reposition the toe area  
the graphic should sit roughly like this



click 'next'



click 'finish'



*Customs*

## ADD YOUR IMAGE





If everything is good then hit finish. Otherwise, hit the back arrow so you can get it just right.



**FINISH**

close out the 'add to cart' window by clicking the X at the top right  
you'll now be able to change the laces and binding





**AUTHENTIC** | **\$105.00**

**SIZE**

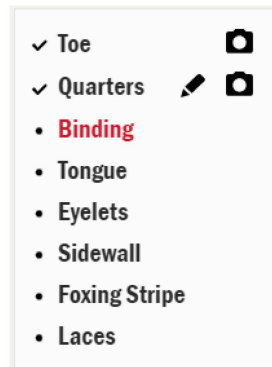
B3.5 / W5	B4 / W5.5	B4.5 / W6
B5 / W6.5	B5.5 / W7	B6 / W7.5
M6.5 / W8	M7 / W8.5	M7.5 / W9
M8 / W9.5	M8.5 / W10	M9 / W10.5

**QTY**

1	2	3	4	5
---	---	---	---	---

**ADD TO CART**

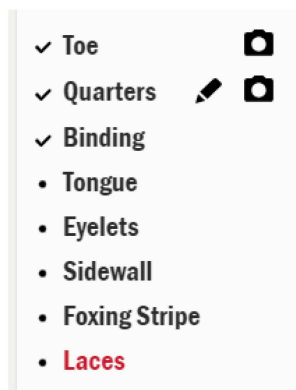
click 'binding' on the left



select the bright orange color at the bottom



click 'laces' on the left



select the bright orange color at the bottom right



you can now preview the design  
click on the shoe and rotate to see how the pattern sits



want to reposition?  
click 'toe' or 'quarters' on the left  
then click 'edit' at the bottom to update



click buy' at the top right

HELP

CHANGE STYLE


FINISH MY DESIGN


UNDO



\$105.00 BUY

click 'add to cart'





**AUTHENTIC** | **\$105.00**

**SIZE**

B3.5 / W5	B4 / W5.5	B4.5 / W6
B5 / W6.5	B5.5 / W7	B6 / W7.5
M6.5 / W8	M7 / W8.5	M7.5 / W9
M8 / W9.5	M8.5 / W10	M9 / W10.5

**QTY**

1	2	3	4	5
---	---	---	---	---

**ADD TO CART**

you're now ready to check out!

## YOUR CART



TOTAL ITEMS **1 ITEM**



**CUSTOMS AUTHENTIC NON-EMBROIDERY UGC AO SHOE**

COLOR: Customs

SIZE: 5.5 Boys = 7.0 Women

QTY: 1

\$105.00

[remove](#)

**SUBTOTAL \$105.00**

**CHECKOUT**

OR

**PayPal**

**SHARE MY CART**

**FREE SHIPPING & RETURNS**

**Enjoy Your New Scottsdale Strides!**

*Please note, these shoes are not permitted for resale. Artwork is copyright of Hotel Valley Ho and may not be used for other purposes or products.*